


### What is AI?

AI stands for artificial intelligence and can be used to create text, images, videos, music and artwork based on instructions given to an AI tool.



### What is an AI tool?


AI tools are applications, such as ChatGPT, Snapchat My AI, Google and Google translate. There are many more!\*



\*The list of certain suppliers of AI-related products is for information purposes only and does not constitute an endorsement by JCQ and awarding bodies. It is each centre's responsibility to investigate and verify any suppliers they use, including any terms and conditions which govern the sale or use of the supplier's products. The list provided is not exhaustive.


### When can I use AI?

- Your teachers may use it in class when teaching the course, but remember teaching in the classroom is not an exam!
- There are some assessments where you can use AI – your teachers will tell you if you can or cannot use an AI tool.
- Remember, the rules are different for different assessments and subjects, so always check with your teachers first!
- When an AI tool is allowed, **you must acknowledge\*\*** the AI tools and the material produced by the AI tool that you have used in your work. If you do not acknowledge AI use, it will be **considered as cheating**.



### When can I not use an AI tool?

- AI tools cannot be used in an exam or any other assessment where exam rules apply.



- This is what exam boards call **AI misuse and is a form of cheating**.

\*\*Acknowledgment – When producing a piece of work, if you use the same wording as a published source, you must place quotation marks around the passage and state where it came from. This is known as referencing. You must make sure that you give detailed references for everything in your work which is not in your own words, for example, *ChatGPT 3.5* (<https://openai.com/blog/chatgpt/>), 25/01/2025.

**IF YOU USE AN AI TOOL, YOU CANNOT GET MARKS FOR WHAT THE AI TOOL HAS PRODUCED, AS IT IS NOT YOUR OWN WORK**

### If I'm allowed to use AI, how is this breaking the rules?

- AI misuse is when you use an AI tool in an exam or assessment where you are not allowed to; and/or
- Where you use an AI tool to create work and then say it's your own.



### How to make sure you don't misuse AI

#### DECLARE

- Remember to sign your declaration form when handing in your work for final assessment.
- Your signature on the declaration form tells your teacher and the exam board that you are saying all the work you're handing in is your own.
- If you have used an AI tool, **you must declare\*\*\*** that you have used it before signing the declaration form!

\*\*\*Declare – this means that when you submit your work for marking, the awarding body will normally require you to sign an authentication statement confirming that you have read and followed the regulations.

#### ACKNOWLEDGE

If you are allowed to use an AI tool in your assessment (remember to check!), you must do the following:

- reference the AI tool you have used
- give the date of when the AI tool generated the content
- give details of how you used it.
- save screenshots of what you have asked or instructed the AI tool to do and what answer the AI gave you, and include this with the work submitted.

LAST CHECKS



Know the rules



Check with your teachers



ACKNOWLEDGE and DECLARE

